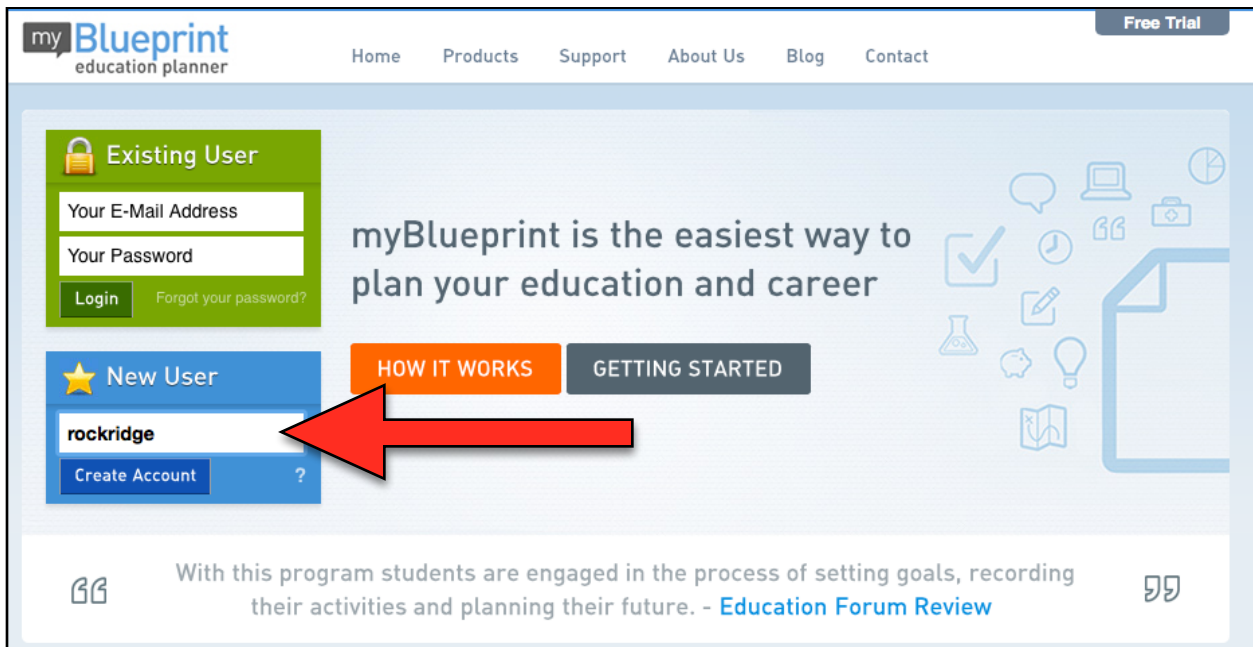


# Grade 8 and 9 MyBlueprint Assignment

Go to [myblueprint.ca](http://myblueprint.ca)

You are a **New User** and your **Activation Key** is **rockridge**



Select your grade (Grade 8 OR 9)

The screenshot shows the 'Welcome to myBlueprint' registration form. The text reads 'Welcome to myBlueprint. Sign up and start planning your future, today.' with a link for 'en français?'. The 'Student in Grade' section has a dropdown menu open, showing options 7, 8, 9, 10, and 11. The 'Next Step' button is highlighted in green. Below the dropdown, there is a question 'Are you a Teacher, Counselor?' with a link to 'Click to view other account types.'

Fill out your information.

## Hello, Student.

Please fill out the form below to complete your signup.

### Account Signup

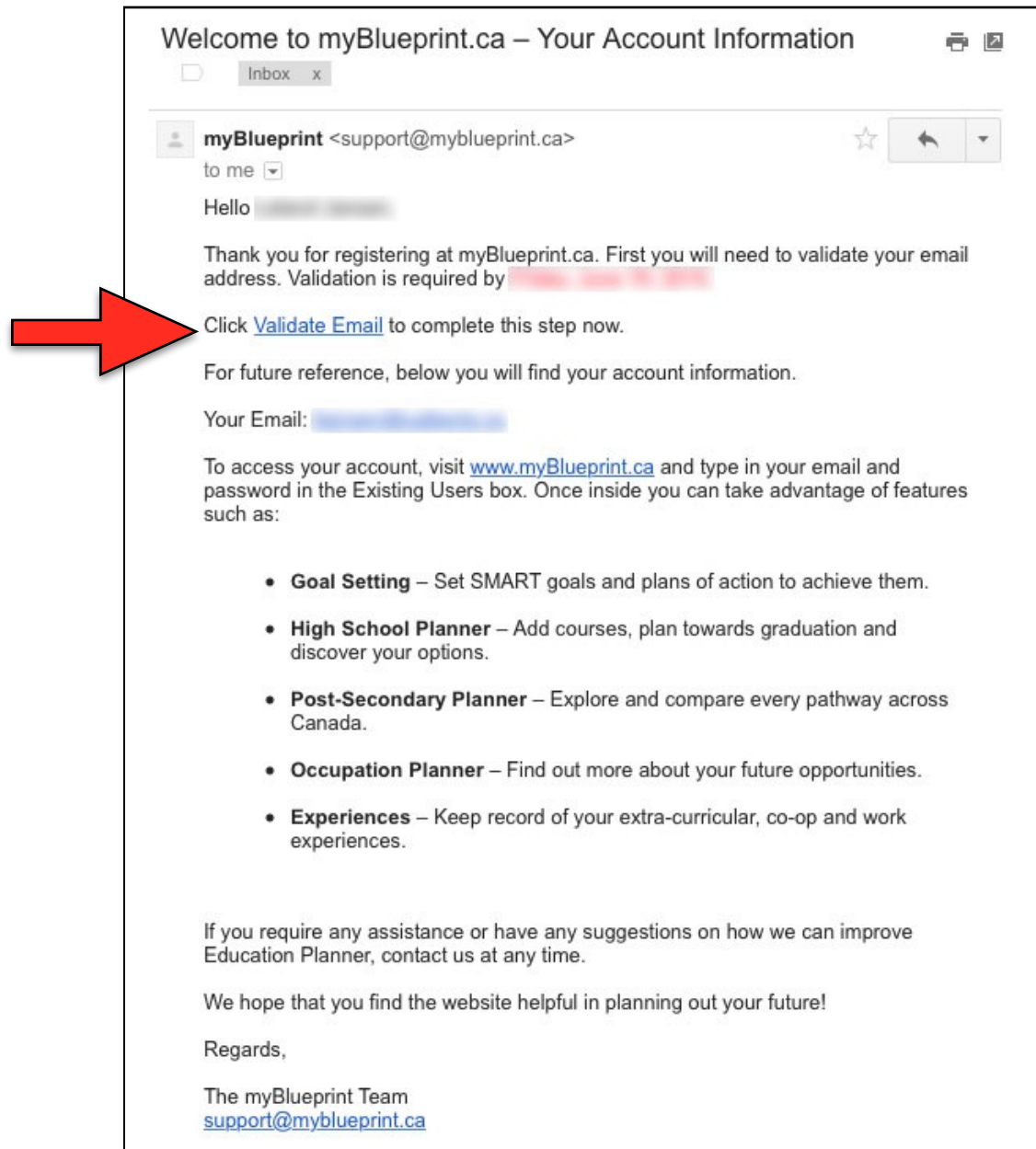
You will be required to validate your email address.

Your Email Address	<input type="text" value="youremail@example.com"/>
Verify Email	<input type="text" value="youremail@example.com"/>
Desired Password	<input type="password" value="....."/>
Verify Password	<input type="password" value="....."/>
First Name	<input type="text" value="FirstName"/>
Last Name	<input type="text" value="LastName"/>
Education # (Optional)	<input type="text" value="123456"/>
Birth Date (Optional)	<input type="text" value="Month"/> <input type="text" value="Day"/> <input type="text" value="Year"/>
Preferred Language	<input type="text" value="English"/>

By clicking the "Create My Account" button you agree to the terms of the [End User License Agreement](#) and the [Privacy Policy](#).

Please make sure you are using all the correct information, with proper spelling, as your teacher will be checking your work by your first and last name.

## Validate your email



Welcome to myBlueprint.ca – Your Account Information

Inbox x

myBlueprint <support@myblueprint.ca>

to me

Hello [REDACTED]

Thank you for registering at myBlueprint.ca. First you will need to validate your email address. Validation is required by [REDACTED]

Click [Validate Email](#) to complete this step now.

For future reference, below you will find your account information.

Your Email: [REDACTED]

To access your account, visit [www.myBlueprint.ca](http://www.myBlueprint.ca) and type in your email and password in the Existing Users box. Once inside you can take advantage of features such as:


- **Goal Setting** – Set SMART goals and plans of action to achieve them.
- **High School Planner** – Add courses, plan towards graduation and discover your options.
- **Post-Secondary Planner** – Explore and compare every pathway across Canada.
- **Occupation Planner** – Find out more about your future opportunities.
- **Experiences** – Keep record of your extra-curricular, co-op and work experiences.

If you require any assistance or have any suggestions on how we can improve Education Planner, contact us at any time.

We hope that you find the website helpful in planning out your future!

Regards,

The myBlueprint Team  
[support@myblueprint.ca](mailto:support@myblueprint.ca)



Your email has been validated. You can now close this window or you will be automatically directed to myBlueprint.ca in 10 seconds.

You might need to sign in again with the email and password you just created.

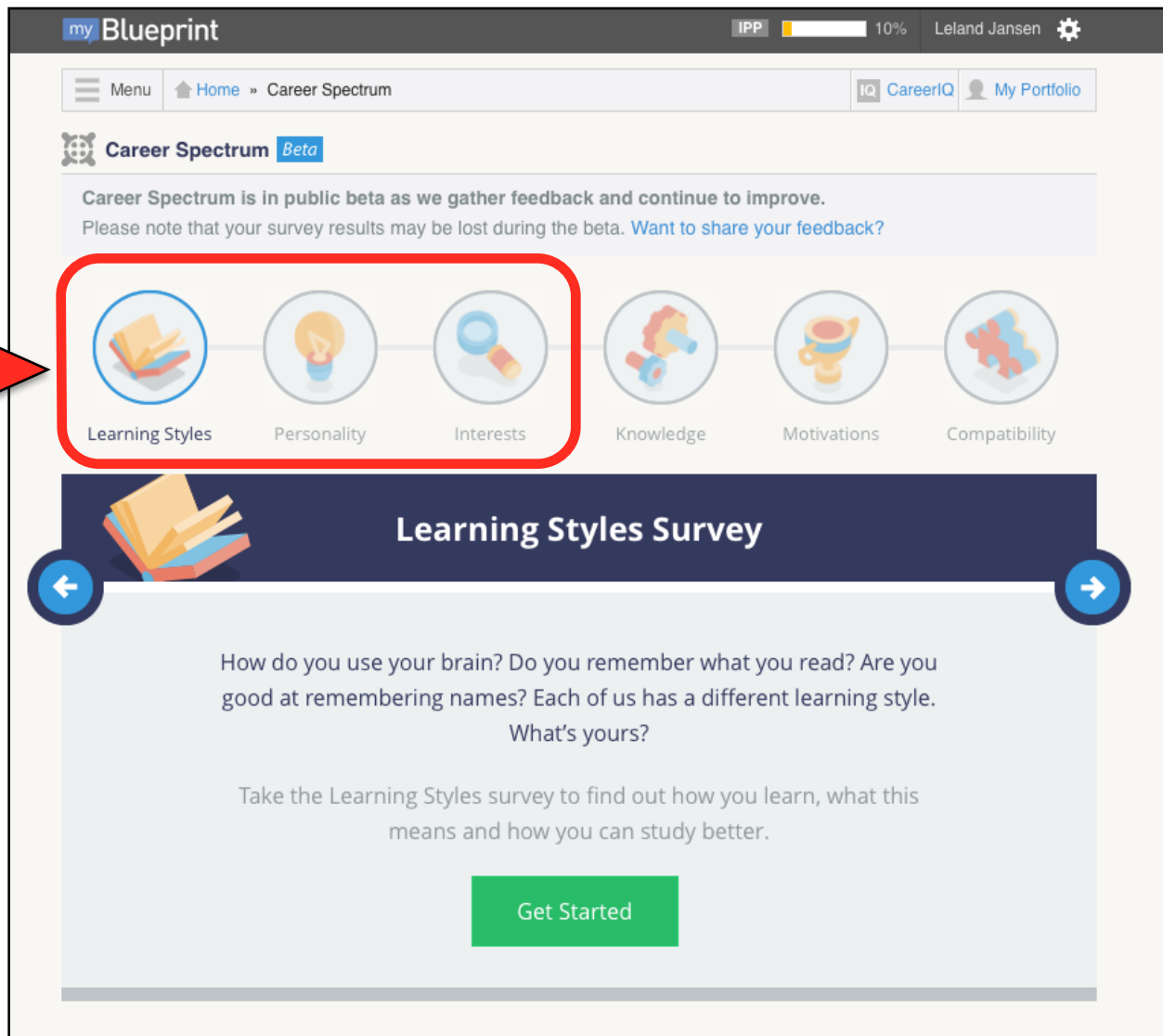
At the top left of the page click on the MENU button.

Click on Career Spectrum

The screenshot shows the CareerIQ website interface. At the top left, there is a 'Menu' button (represented by a hamburger icon) and a 'Home' button. In the top right corner, there are links for 'IQ CareerIQ' and 'My Portfolio'. The left sidebar contains a list of navigation options: Assessments, Discovery, Explorations, Learning Styles, Career Spectrum (marked as Beta), Goal Setting, High School Planner, Post-Secondary Planner, Occupation Planner, Job Finder, Resume & Cover Letter, Financial Planner, and FAQ. Two red arrows point to the 'Menu' button and the 'Career Spectrum' option. The main content area features a 'CareerIQ' banner with the tagline 'Answer Questions, Earn Points, Win Prizes'. Below the banner are three columns: 'ANSWER QUESTIONS' (with a graduation cap icon), 'EARN POINTS' (with a megaphone icon), and 'WIN PRIZES' (with a star icon). Each column has a brief description and a 'Get Started' button. Below the banner is a section titled 'IPP Individual Pathways Plan' containing a grid of colored buttons: 'Login' (white with a checkmark), 'Goal Setting' (green with a plus), 'Resume & Cover Letter' (orange with a plus), 'High School Planner' (purple with a plus), 'Post-Secondary Planner' (pink with a plus), 'Financial Planner' (blue with a plus), and 'My Portfolio & Reflection' (green with a plus).

Complete:

- Learning Styles Survey
- Personality Survey
- and Interests Survey



my Blueprint IPP 10% Leland Jansen

Menu Home » Career Spectrum IQ CareerIQ My Portfolio

**Career Spectrum** Beta

Career Spectrum is in public beta as we gather feedback and continue to improve. Please note that your survey results may be lost during the beta. [Want to share your feedback?](#)

Learning Styles Personality Interests Knowledge Motivations Compatibility

## Learning Styles Survey

How do you use your brain? Do you remember what you read? Are you good at remembering names? Each of us has a different learning style. What's yours?

Take the Learning Styles survey to find out how you learn, what this means and how you can study better.

Get Started